

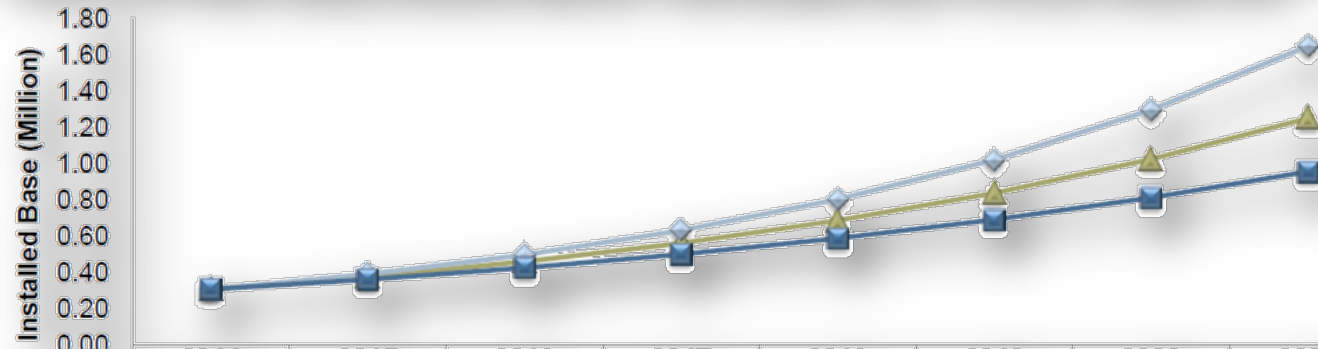
Video Event Systems

Benefits and Considerations

NTTC SAFETY CONFERENCE 2017

The Growth of Video Event Systems

Total Truck Video Safety Solutions Market: Total Installed Base Forecast, Global, 2014



	2014	2015	2016	2017	2018	2019	2020	2021
Frost & Sullivan	310,000	378,510	462,161	564,298	689,008	841,279	1,027,202	1,254,213
Optimistic	310,000	393,700	499,999	634,999	806,448	1,024,189	1,300,721	1,651,915
Conservative	310,000	364,250	427,994	502,893	590,899	694,306	815,810	958,576



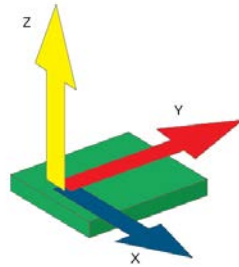
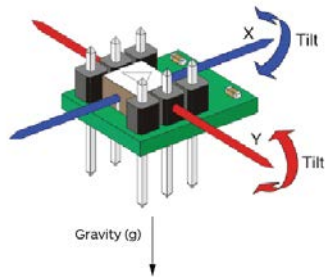
Why All The Buzz?

- Strong Return on Investment
 - Auto Liability Claims
 - Vehicle Repairs
 - Workers Compensation
 - Fuel Economy
 - Maintenance
- Exoneration Video
 - Post-Crash Litigation
- Behavior Change
 - Crash Prevention

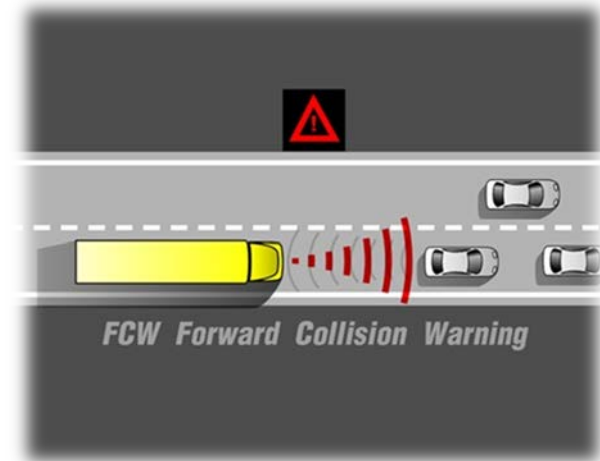


How They Work

Accelerometers




Diagrams illustrating the axes of 2-axis (left) and 3-axis accelerometers. This particular 2-axis sensor is also capable of tilt measurement.
Image credit: Parallax / Kerry Wong



Advanced Driver Assistance Systems (ADAS)

Machine Vision/Artificial Intelligence



Manual Capture





Event Capture

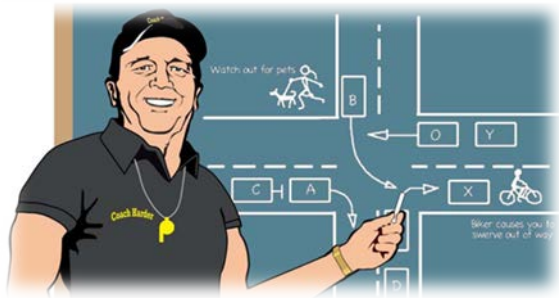


Cloud Upload

Improved Driving

Review?

Driver Coaching



Considerations

Will video show my driver was at fault?

Will my drivers quit?

How will this affect my owner-operator relationship?

Should I have lens pointed inside the cab too?

How about my insurance rates?

Will this add tremendous workload?

How will this affect driver recruitment?

Should I choose exception-based or DVR?

Video Event Systems

Benefits and Considerations
